

Document No.: Fox iPod/PSP/3GP Video Converter

Fox iPod/PSP/3GP Video Converter

FoxEasy Inc.

<http://www.foxeasy.com>

Pages Order

Getting Started.....Pages 3-7

Using Fox iPod/PSP/3GP Video Converter.....Pages 8-13

How to Buy.....Pages 14-15

About FoxEasy.....Pages 16-17

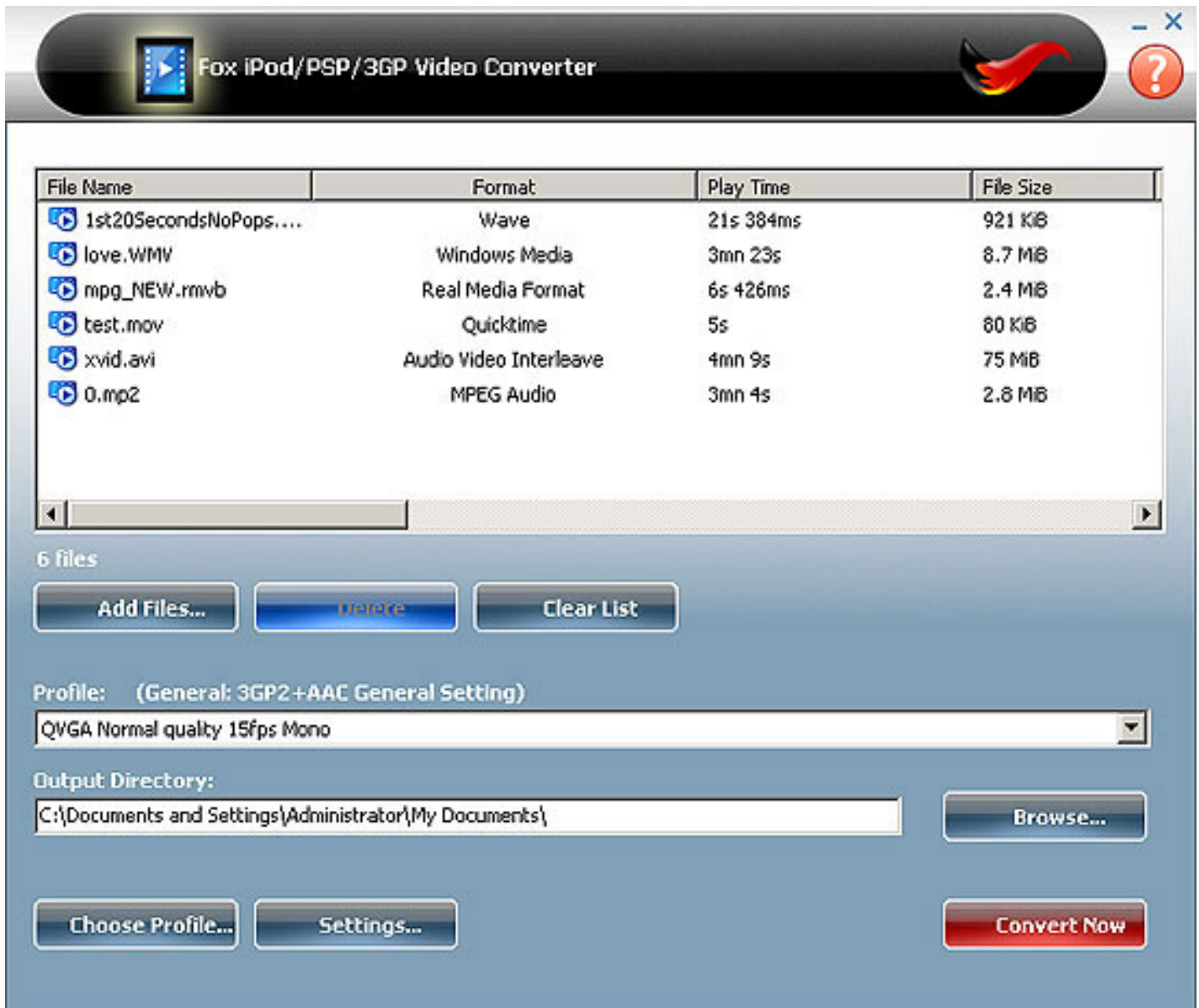
Fox iPod/PSP/3GP Video Converter

Introduction

Introduction

Fox iPod/PSP/3GP Video Converter is software for file conversion of portable video devices such as iPod/PSP/3GP. It converts a wide range of video formats (rm, rmvb, 3gp, 3gp2, gif, avi, dv, dif, mov, qt, swf, mjpg, mjpeg, mp2, mp3, ogg, etc) to popular formats playable on portable video devices such as MP4 player or smart phone. Its speed and quality are unbeatable.

Fox iPod/PSP/3GP Video Converter is a must-have tool for transferring video onto your iPod, PSP smart phone or other portable video devices.



File Name	Format	Play Time	File Size
1st20SecondsNoPops....	Wave	21s 384ms	921 KiB
love.WMV	Windows Media	3mn 23s	8.7 MiB
mpg_NEW.rmvb	Real Media Format	6s 426ms	2.4 MiB
test.mov	Quicktime	5s	80 KiB
xvid.avi	Audio Video Interleave	4mn 9s	75 MiB
0.mp2	MPEG Audio	3mn 4s	2.8 MiB

6 files

Profile: (General: 3GP2+AAC General Setting)

QVGA Normal quality 15fps Mono

Output Directory:
C:\Documents and Settings\Administrator\My Documents\

Features

Converts any supported format to Apple iPod Video.

Converts any supported format to Sony PSP.

Converts any supported format to 3GP.

Converts any supported format to MP4 to be played on general portable video devices.

Unbeatable video conversion speed.

User-friendly interface that is easy to use

Transfers video files to iPod, PSP or smartphone directly. No need to install iTunes or other softwares.

Supports batch conversion.

Stunning video and audio quality.

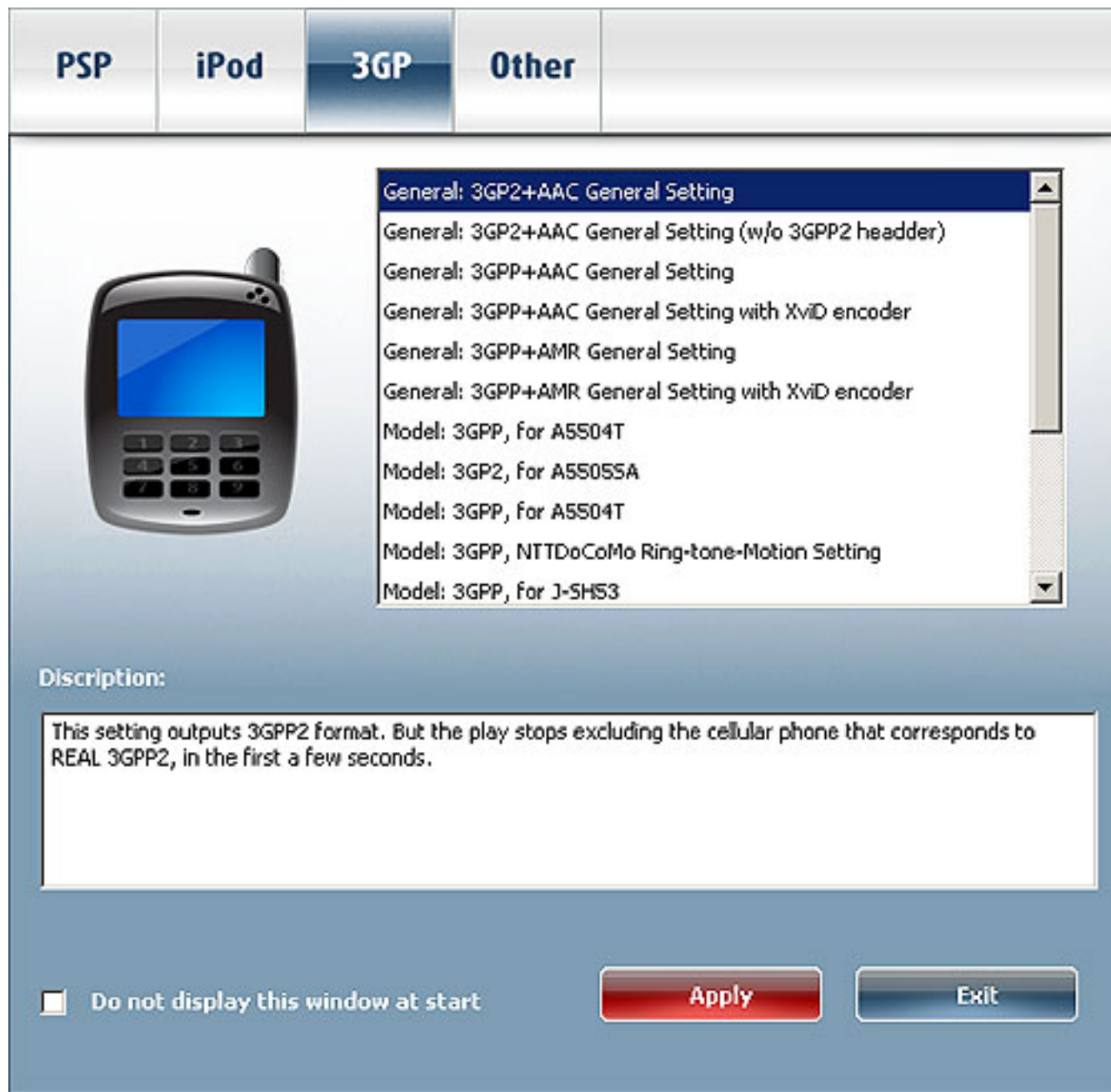
Supports a wide range of video/audio options for MP4 files. For example, video/audio sample rate, bit rate, video size, etc.

Offers the option to automatically shut down your computer when the conversion has been completed.

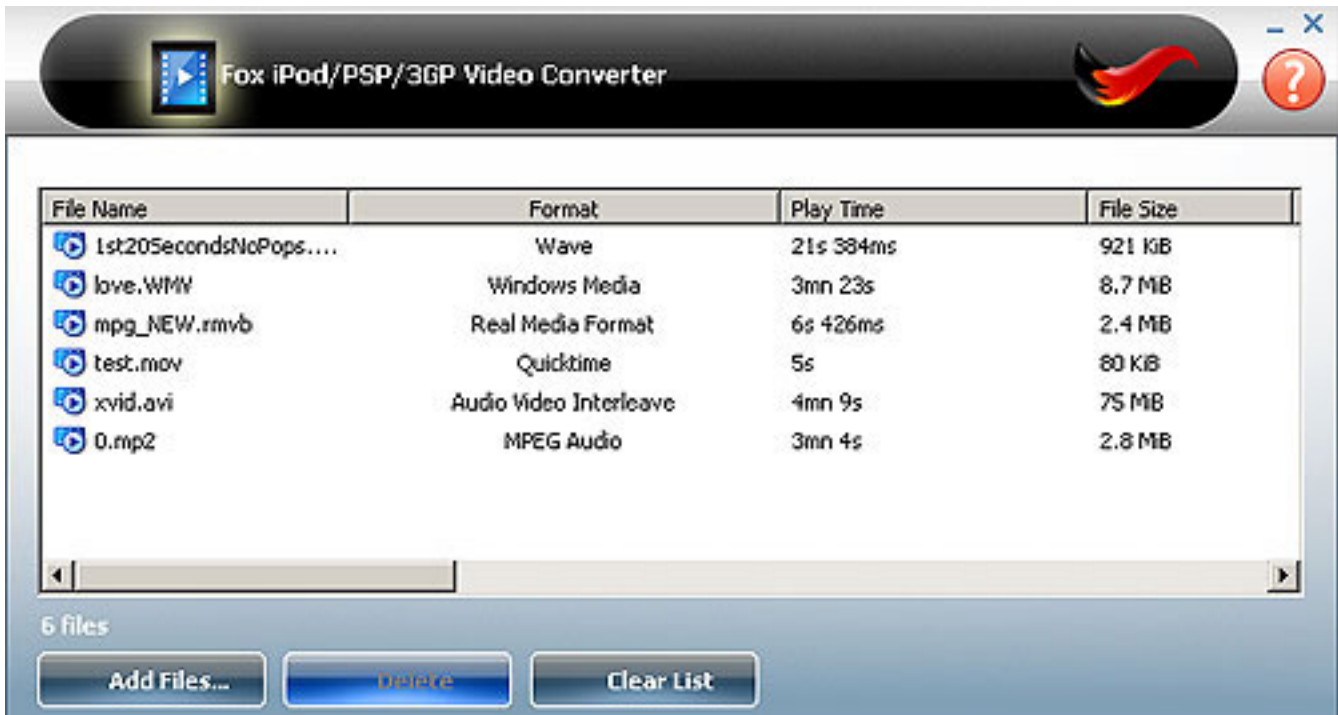
Quick Start

The following instructions should get you converting files in no time!

1. Start the program. Choose the desired format. The Description of the output format will be displayed in the description window.



2. Click the "Add" button to add files. The added files will be listed in the show window. Click "Delete" or "Clear List" to delete files.




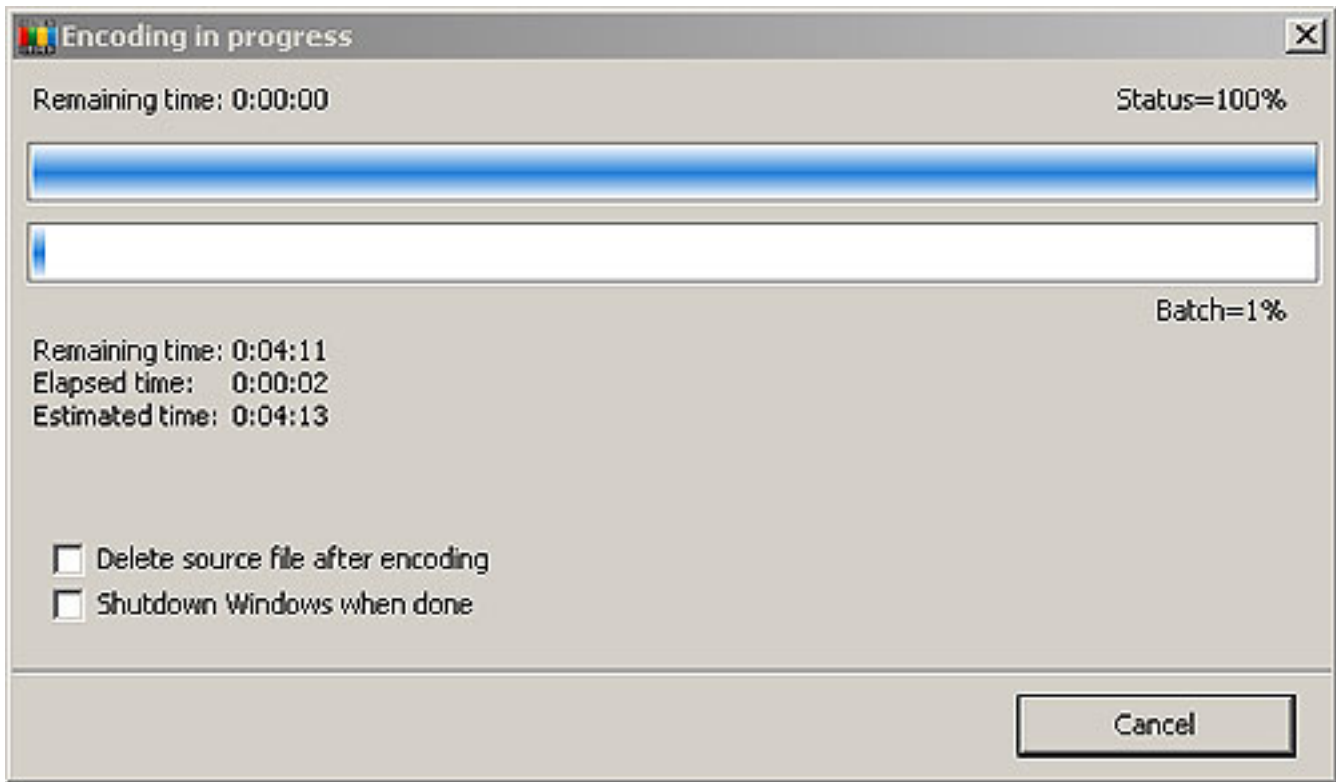
3. Select video/sound parameters in the drop-list menu.



4. Click the "Browse" button to select the output directory.



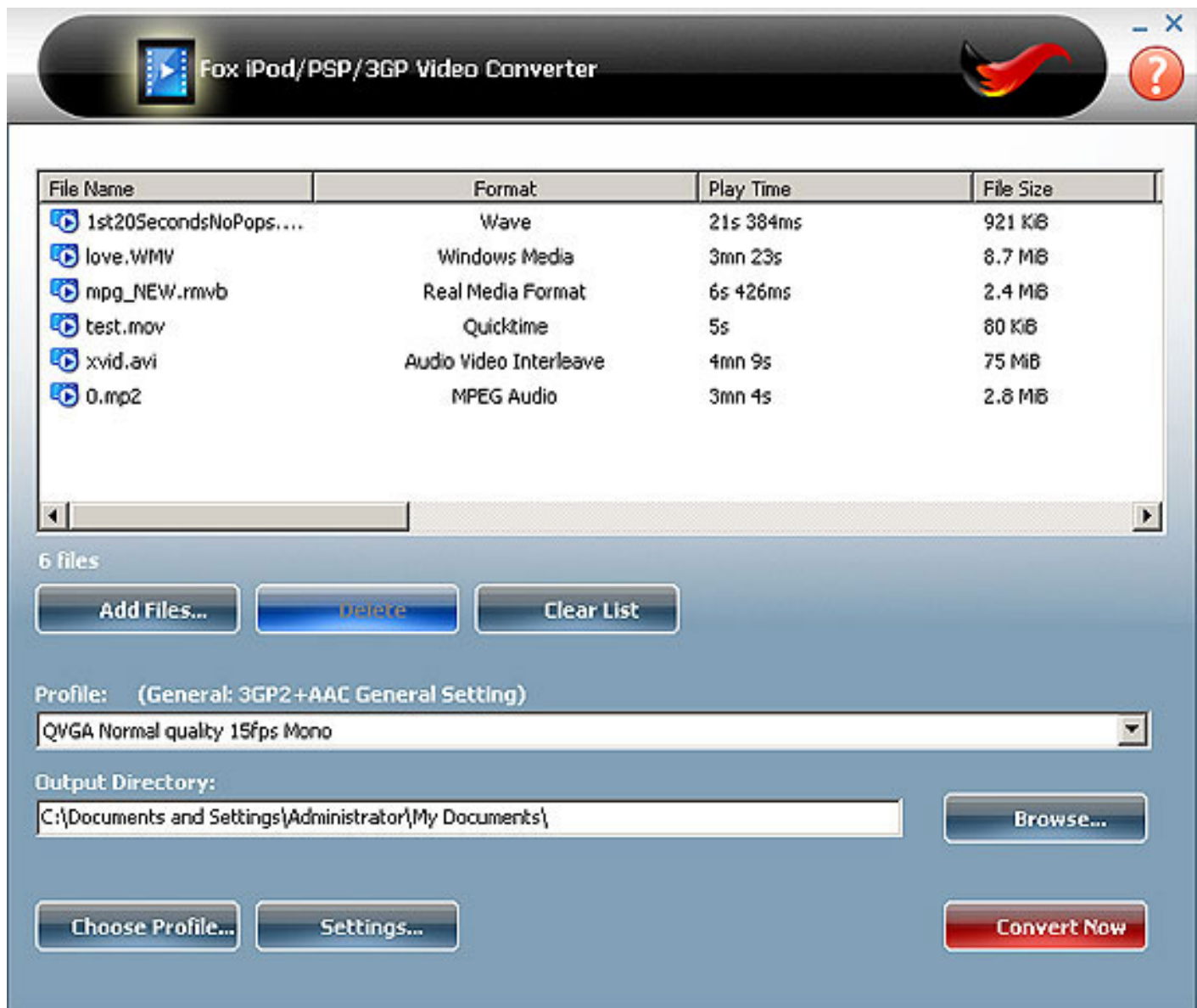
5. Click the  button to convert! The pop-up window will indicate the process of converting.



Fox iPod/PSP/3GP Video Converter

The user interface (Overview)

The user interface (Overview)



Add Files: Adds files to the profile Show Window.

Delete: Deletes one file from profile Show Window.

Clear List: Deletes all the files from profile Show Window.

Profile: Shows details of output format, such as Bitrate, mono.

Browse: Selects the output directory.


Choose Profile: Chooses another Profile in the pop up window.

Settings: Selects Thread Priority and DirectShow in the pop up window.

Convert Now: Begins the conversion process.

Question Icon: Other information about this software.

Profile

Select profiles from iPod, PSP, 3GP or and other profiles by clicking  button in the interface.



Menu Window: Select the output model.

Description: Display the details of the selected output model.

Check Box: Check this box to conceal this window.

Apply: Save the selected output format.

Exit: Exit this window.

